

Tall Trees

Pattern for 5" Foundation Pieced Block

© 2008 Annette L. Unrein All Rights Reserved

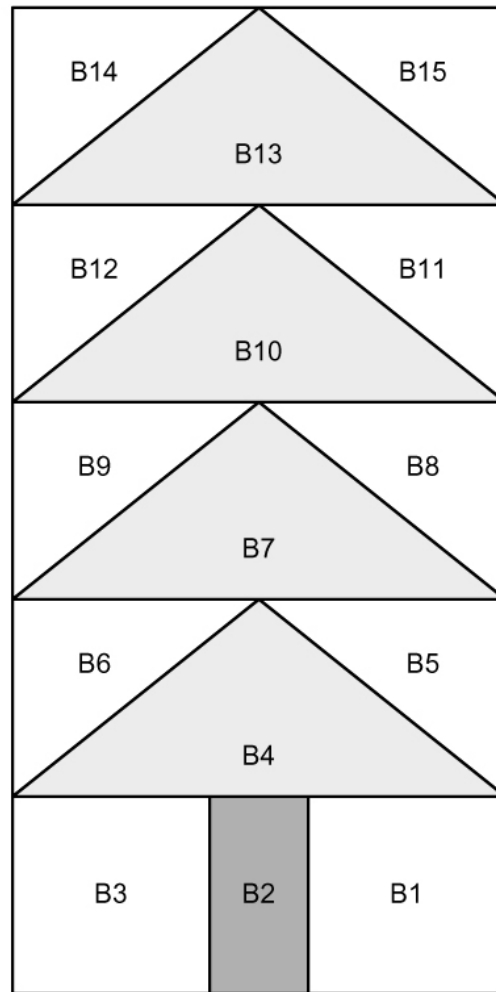
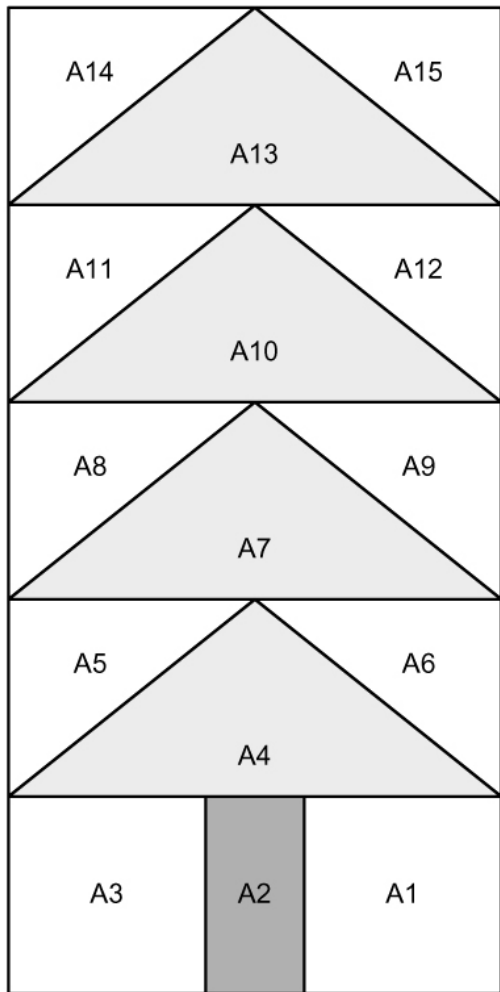

This pattern is protected by a copyright but is provided as a free download for personal use only to visitors to www.byannie.com.

If you would like to reproduce the pattern as a guild handout, please contact Annie for permission.

This pattern will make a 5" finished block. If desired, you may enlarge the pattern 200% to make a 10" finished block.

The block is assembled using foundation paper piecing techniques. Sew each section and then join the sections to make the complete block.

Use fabrics of your choice for the sky and trees.



Cut fabric for paper piecing as follows:

Trunk:

A2, B2:
1 1/4" x 1 3/4"

Sky:

A1, A3, B1, B3:
1 3/4" x 1 3/4" each

Rest of sky pieces:
eight 2 1/2" squares cut in half diagonally

Tree:

A4, A7, A10, A13, B4, B7, B10, B13:
1 3/4" x 3 1/2" each