


Stash and Dash

PBA245




Soft and Stable®
One 10" x 20" piece
*Recommend: ½ yard
package, SS1018 or
SS2018*




Lightweight Mesh
One 9" x 15" piece
*Recommend: ½ yard
package, SUP209-XXX
(12 colors)*




Vinyl, clear
One 7" x 5" piece
*Recommend: Cut from
15yd roll, SUP151-15yd*



Strapping - 1"
One 18" piece
*Recommend: Cutting
from 50yd roll or 6yd
package, SUP164-1-X*



Hardware - 1"
One Slider
*Recommend:
HAR1-AB-350 or
HAR1-N-350*



Handbag Zippers
One 30" Double Slide
+ One Extra Pull
*Recommend: ZIP30-XXX
plus ZIP-PULL-XXX*

Fabric Requirements:
Fat Quarter for Main
Fat Quarter for Lining
½ yard for Contrasting



Stash and Dash Finishing Kit Recipe

Kit includes:	SKU (for ordering from ByAnnie.com)	Put in kit: Suggestions for cutting	Suggestions for kit assembly:
ByAnnie's Soft and Stable®	SS2015	<p>One 10" x 20" piece</p> <p><i>From 58" wide Soft and Stable, first cut one 20" strip.</i></p> <p><i>Then subcut into 10" pieces — will get at least 5 per strip.</i></p> <p><i>Set aside scraps for other projects. The leftover pieces would work well for an Applique to Go thread case or a couple of Mini Notebook Covers!</i></p>	<p>Fold in thirds to 10"H x 6+"W</p> <p>Insert to one side of 9" x 12" bag so that zippers can be inserted in other side of bag.</p>
Mesh, lightweight	<p>SUP209-xxx (color name)</p> <p>or</p> <p>SUP209-15YD-xxx (color name)</p>	<p>One 15" x 9" piece (or three 5" x 9" pieces)</p> <p><i>From 54" wide mesh, cut one 15" strip.</i></p> <p><i>Then subcut into 9" pieces— should get 6/strip.</i></p>	<p>Fold in thirds to 5"H x 9"W.</p> <p>or</p> <p>Put in three 5" x 9" pieces.</p> <p>Place in bag on top of Soft and Stable.</p>
Vinyl, clear heavyweight	<p>SUP151-16x54</p> <p>or</p> <p>SUP151-15YD</p>	<p>One 7" x 5" piece</p> <p><i>From 54" wide vinyl, cut one 7" strip.</i></p> <p><i>Then subcut into 5" pieces — should get 10/strip.</i></p> <p><i>Set aside scraps for Nesting Baskets labels.</i></p>	<p>Layer on top of Soft and Stable and mesh.</p>
Strapping, 1"	<p>SUP164-1-B (black)</p> <p>or</p> <p>SUP164-1-W (white)</p>	One 18" strip	<p>Fold in half to 9".</p> <p>Insert in open side of bag.</p>
Wide-mouth slider, 1" (antique brass or nickel)	<p>HAR1-AB-350</p> <p>or</p> <p>HAR1-N-350</p>	One slider	<p>Put in 2" x 3" ziplock bag with extra zipper pull.</p>
Handbag zipper, 30" and Extra zipper pull	<p>ZIP30-xxx (color name)</p> <p>and</p> <p>iZIP-PULL-xxx (color name)</p>	<p>One zipper</p> <p>One extra zipper pull</p>	<p>Fold zipper in half and position in bag to the side of ByAnnie's Soft and Stable.</p> <p>Put extra zipper pull in 2" x 3" bag with slider.</p>

Stash and Dash

Fold-over Organizer

This handy little wrap features three inner pockets made from mesh for easy visibility of contents. Each pocket has a zipper closure — no need to worry about things falling out! A clear vinyl slip pocket on back and an expandable strap closure finish off the bag.

Stash and Dash is perfect to use as an emergency car kit, first aid kit, organizer for supplies (sewing, cosmetics, or office), kid's quiet book, or purse organizer — the possibilities are endless! How will you use Stash and Dash?

Supplies needed:	Amount needed:
Main fabric* (body of organizer) <i>* Not suitable for directional fabrics. Busy fabrics are best as they will hide stitching lines.</i>	Fat quarter
Lining fabric (lining of organizer)	Fat quarter
Contrasting fabric (bindings and strap)	½ yard
ByAnnie's Soft and Stable (stabilizer)	10" x 20"
Mesh fabric, light-weight or mid-weight (inner pockets)	three 5" x 9" pieces
Clear vinyl, heavyweight (back pocket)	7" x 5"
Zippers <i>We prefer handbag zippers. They are sturdier and have an extra large pull. Their extra-wide zipper tape also makes them easier to install.</i>	Three 10" or longer or One 30" double-slide handbag zipper with an extra zipper pull
1" polypro strapping	18"
1" wide-mouth slider (strap closure) (HAR1-AB-350 or HAR1-N-350)	One slider
Thread for quilting and assembly <i>We love threads from Superior Threads: www.superiorthreads.com</i>	We prefer So Fine! #50 for both quilting and assembly on this project.
Basting tape (optional) <i>Helpful for attaching zippers to mesh pockets</i>	One package

For more patterns and designs, please contact:



ByAnnie.com LLC
P. O. Box 1003
St. George, UT 84771
435-674-9816
info@byannie.com
www.ByAnnie.com

PBA 245




8 10233 04387 9

©ByAnnie LLC 2015
All rights reserved.

ZIPPER COLOR CHART

• Wide zipper tape for easy insertion • Soft, flexible, easy to sew through
• Strong and durable zip after zip • Extra-long zipper pull • Perfect for purses, bags and more

100 White*



140 Seal Brown*



195 Dandelion*




210 Twilight



235 Navy*



258 Wild Plum*



102 Ivory*



145 Sable*



196 Butter Cream



212 Turquoise*



240 Eggplant*



260 Atom Red*



105 Black*




150 Sage



198 Chartreuse*



213 Robin's Egg*



245 Tahiti*



265 Hot Red*




110 Pewter*



152 Taupe




200 Apple Green*



214 Parrot Blue*



247 Dusty Rose



270 Cranberry



115 Gunmetal*



160 Khaki




201 Light Mint



215 Blastoff Blue*



249 Pale Pink



280 Redwood



120 Slate Gray*



170 Golden Brown



203 Jewel Green




220 Country Blue*




250 Lipstick*



285 Tangerine*




130 Natural*



180 Gold



204 Emerald*




225 Cobalt*



252 Raspberry*



287 Pumpkin*



135 Rock Slide



190 Buttercup*



205 Hemlock



230 Union Blue



255 Crazy Plum*



290 Papaya*



#4.5 nylon-coil handbag zippers are perfect for bags and more and are now available in 4 styles:

- 24" single-slide, available in all 48 colors
- 30" double-slide, available in all 48 colors
- 40" double-slide, available in 32 colors*
- Zippers by the Yard (4 yards of zipper chain with 16 pulls), available in 32 colors*
- Also individual extra-long zipper pulls available in all 48 colors

(Actual size)



No Minimum Order Requirements



by **annie**.com
... what's in your bag?

Purse Parts™
Handbag Zippers and Hardware

patterns™
by annie

by **annie**
STABLE