

by annie.com

Issue 16
Spring 2026

4 NEW ByAnnie Patterns

[Stitcher's Suitcase](#)
machine/travel bag

[Feathered Friends](#)
sewing machine
accessories

[Cubicle Collective](#)
6 zippered bags,
6 snap cases

[Waist Management](#)
custom belt in 2 styles



2 NEW Quilting Elissa patterns

[Bella Coat Hood](#)
expansion pack

[Dream Star](#)
FPP quilt pattern
in two layouts



START SEWING WITH YOUR

Add-on Videos™



Add-on Videos™ support our ByAnnie patterns and help you learn our best techniques. They don't replace the pattern. Rather, they enhance your sewing experience. Get them for free by using the coupon included in your printed paper pattern. Go to ByAnnie.com and sign in to access your purchased video content. In your My Courses/Digital Library, you'll also have access to all your Add-on Videos, free tutorials, and more!

Contents

by **annie.com**

Spring Catalog 2026



Thanks for reading!

Welcome to the Spring issue of the ByAnnie catalog. We hope you enjoy learning more about our new patterns and product releases!



page **4** **Stitcher's Suitcase & Feathered Friends**

Cushion and carry your precious Featherweight and supplies with this coordinated set!



page **22** **Waist Management**


Make a custom belt in 2 styles

page **8** **Cubicle Collective**

Brighten your space while keeping essentials beautifully organized.



page **12**



page **16** **Dream Star Quilt**

Two creative layout options, one simple block, and endless design possibilities with this new quilt pattern from Quilting Elissa.

Bella Quilt Coat Hood

Elevate your Bella Quilt Coat in style with the Bella Hood Expansion Pack — featuring two versatile options, Attached or Removable.

Departments

Fold-Over Elastic ...	20	Photo Contest.....	25
Hardware	23	Soft & Stable®	24
LQS Contest	28	Tool-Free Snaps	10
Mesh Fabric.....	20	Zippers.....	18
Notions	21	Zipper Color Card ..	31

NEW patterns shown on the front cover

Dream Star Quilt, Bella Quilt Coat with Hood, Stitcher's Suitcase, Feathered Friends, and Cubicle Collective.

Contact Us

Questions or comments? Please reach out to us!

Website: ByAnnie.com

Mail: PO Box 1003, St. George, UT 84771, USA

Email: info@ByAnnie.com

New

Stitcher's Suitcase

The wide zippered opening on this sturdy bag makes it easy to pack, transport, and access your machine and supplies — or clothing and gear!



Surround your Featherweight with structured protection and smart storage. Ideal for travel, classes, and retreats!

Fabric used above:
Stitcher's Suitcase:
The Wisdom and Enchanted
by Valori Wells for FreeSpirit
Fabrics
Feathered Friends:
*PUNC*T* by e bond for
FreeSpirit Fabrics

Fabric used at right:
Both patterns: *Floral Reef* by
Tula Pink for FreeSpirit Fabrics

feather your nest



Feathered Friends

Organize, protect, and enhance any sewing setup — at home or on the go.

New

Sew ON THE Go

The side-to-side zippered opening on **Stitcher's Suitcase** gives a clear view of contents. And **Feathered Friends** cushion and protect the machine while organizing at the same time!



Fabric used for Feathered Friends: *Floral Reef* by Tula Pink for FreeSpirit Fabrics

Stitcher's Suitcase uses the ByAnnie base stabilizer **BS160**

Stitcher's Suitcase Machine carrier & travel bag



Protect and carry your precious Singer 221/222 Featherweight (or other small sewing machine) in this sturdy, padded bag. The wide zippered opening provides easy access to the machine and supplies. Multiple pockets keep accessories organized and within reach. Carry the bag by hand or over the shoulder using adjustable handles with a cushioned pad. Also great as a travel or retreat bag!

- Sturdy, padded bag with lots of pockets
- Designed for a Singer 221/222 Featherweight
- Wide zippered opening for easy access
- Adjustable handles for carrying by hand or over the shoulder

Finished sizes: 11"H x 17"W x 9½"D
PBA319 pattern • \$14.95

Fabric used: *Legendary* by Tula Pink for FreeSpirit Fabrics



Front



Back with trolley sleeve



Fabric used: *The Wisdom and Enchanted* by Valori Wells for FreeSpirit

Feathered Friends Your organized sewing system



Access your tools and supplies easily in these handy zippered bags in three sizes. Protect the bag and your work surface with a vinyl-topped pad. Cushion the foldup bed extension with the padded Bed Sleeve. Or attach it to the vinyl pad for use as a Thread Catcher.

These handy accessories are a perfect companion to our Stitcher's Suitcase pattern, designed for Singer Featherweight 221/222 (or other small) machines.

PBA320 pattern • \$14.95

BED SLEEVE & THREAD CATCHER

When not in use as a cover for the foldup bed, the sleeve makes a great thread catcher!

VINYL PAD

Make the pad using leftovers from the zippered bags.



LARGE ZIPPERED BAG

Wide and short, great for storing a project or machine accessories.

SMALL ZIPPERED BAG

Cube shaped, perfect for small notions like thread, clips, or a pin cushion.

MEDIUM ZIPPERED BAG

Thin and tall, perfect for sewing machine pedal and cords.



Fabric used: *PUNC*T* by e bond for FreeSpirit Fabrics

New

Organize ANYTHING

A dozen projects designed to showcase your favorite fabrics!

Cubicle Collective

Easy-to-access zippered bags convert to trays in a snap!



Functional bags in six sizes are designed for ease of access and organization.

A side-to-side zippered opening allows each bag to open into a tray for an unobstructed view of contents.

BONUS! Use the quilted fabric cut away during assembly to make super-easy snap cases in several sizes. Turn scraps into something useful!

Finished sizes:

Rectangle:	Square:	Snap Cases:
S: 3"H x 6"W x 3"D	S: 4"H x 4"W x 4"D	Variety of sizes
M: 4"H x 8"W x 4"D	M: 6"H x 6"W x 6"D	from 3½"H x 3"W
L: 5"H x 10"W x 5"D	L: 8"H x 8"W x 8"D	to 9½"H x 8"W

PBA321 pattern • \$14.95

Fabric used: Prism Play by Swan Sheridan for Island Batik





Foldilocks
Easy foldup wallet

PBA316 pattern • \$14.95
Fabric used: *Oh Say Can You*
Sew by Amy Latta for Andover

Snap

ByAnnie's Tool-Free Snaps are easy to install and don't require any specialized equipment. Install by hand, literally in a snap!

Use snaps to close pockets, flaps, garments, and more. They help keep items secure and provide easy access.

TO IT

AVAILABLE COLORS:



Low Profile Plastic CAP



Nickel CAP



SOCKET



Black Metal CAP



STUD



Antique Brass CAP

Tool-Free Snaps
HAR-SN four sets



Fabric used: *Prism Play*
by Swan Sheridan for Island Batik



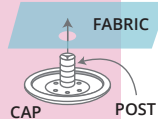
Step 1: Poke hole

Use a sharp point (or the ByAnnie Awl) to pierce a hole through the layers of fabric.



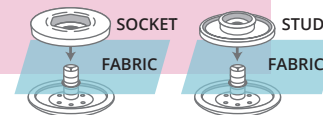
Step 2: Insert cap

Insert the CAP's post up through the hole.



Step 3: Set & push

Set the **SOCKET** or **STUD** onto the post of the cap. Push it in firmly until you cannot hear any more "clicks."



Flap Case



Foldover Wrap



Focal Point

Cushioned wraps and cases in three styles, each in two sizes

PBA318 pattern • \$14.95

Fabric used: *Sunshine* by Sally Kelly for Windham Fabrics

(Double Case not shown)

DON'T FORGET THE AWL!

Extra-Sharp Awl

SUP218 single tool

ByAnnie's **Extra-sharp Awl** is specially designed for use when installing ByAnnie's **Tool-free Snaps**.

Featuring a tapered shank, the awl makes it easy to gradually increase hole size and achieve consistent hole diameters in fabric, **vinyl**, ByAnnie's **Soft and Stable**, and more.



Watch our helpful video to see the easy installation technique.
ByAnnie.com/snaps



ANATOMY OF THE

Bella Quilt Coat



Attached Hood

ByAnnie 50" Separating Zipper

If you're creating a new Bella Quilt Coat, the Attached Hood replaces the collar for a clean, integrated look — modern and beautifully tailored.

View B uses one main fabric for the exterior of the Coat and Hood.

Fabrics used: *Prince Charming Déjà Vu* and *Free Fall* by Tula Pink for FreeSpirit Fabrics

Bella Quilt Coat gets another Expansion Pack, this time with 2 hood options!

Removable Hood



Customize the Hood Center Panel with a design from the *Bella Accent Sleeves FPP Expansion Pack*

Removable Hood attached with ByAnnie Tool-Free Snaps

ByAnnie 50" Separating Zipper

Customize sleeves to match!


The Removable Hood can easily be added to a new or existing Bella Quilt Coat, so you can adapt your style at any time.

View A uses contrasting fabric for the exterior yoke, sleeves, and hood.

Fabrics used: *Prince Charming Déjà Vu*, *True Colors Solids* and *Free Fall* by Tula Pink for FreeSpirit Fabrics

Attached OR Removable

Which one will you choose for your Bella coat?



Bella Hood EXPANSION PACK



A companion pattern to the [Bella Quilt Coat](#)

This pattern offers two versatile hood options to elevate both the function and style of your [Bella Quilt Coat](#). The Attached Hood replaces the collar for a clean, integrated look, while the Removable Hood can be added to a new or existing [Bella Quilt Coat](#) for added flexibility.

Both Hood designs feature a refined three-piece construction that provides excellent shape, contour, and fit — so it looks as good as it feels.

QE105 pattern • \$14.95

NOTE: [Bella Quilt Coat](#) pattern sold separately.

Fabrics used: *Prince Charming Déjà Vu*, *True Colors*, *Solids* and *Free Fall* by Tula Pink for FreeSpirit Fabrics

WATCH the Add-on Video™ for help with this project. Free with coupon included in printed pattern

Other Bella Quilt Coat patterns:



Bella Quilt Coat

Coat pattern with complete pattern sheets and instruction booklet.

QE101 pattern • \$24.95



Bella Arcs & Beauties FPP Expansion Pack

Expansion pack with FPP arcs and beauties to customize your Bella Coat.

QE102 pattern • \$9.95



Bella Accent Sleeves FPP Expansion Pack

Expansion pack with 10 FPP designs to use on the sleeves (and hood!) of your Bella Coat.

QE103 pattern • \$9.95

For more creative possibilities, pair either hood style with the [Bella Accent Sleeves FPP Expansion Pack](#) allowing you to incorporate striking foundation paper piecing details into your Hood design.



New

MAKE YOUR FPP *dreams* COME TRUE

Ready to create a quilt that truly shines? From your first block to your final stitch... this is where precision meets creativity!



Dream Star

A striking foundation paper pieced quilt design suitable for every skill level

Choose from two clever layout options and showcase your favorite fabrics—including fussy-cut, on-point motifs—to create dazzling secondary patterns. A single, beginner-friendly FPP block is used in both layouts; designed to deliver crisp, precise points. The straightforward quilt top assembly makes finishing your quilt smooth and satisfying. Create a quilt that truly shines — your Dream Star starts here!

A working knowledge of FPP is helpful. Find a tutorial and tips for FPP in the Add-on Video™ for this project at ByAnnie.com. Makers with basic FPP experience will be prepared to piece and assemble this pattern.

Finished size: 77"H x 77"W

QE106 pattern • \$19.95

Fabric used:

COSMOS: Tula Pink Solids (main fabrics) and True Colors Fairy Flakes (background fabric) for FreeSpirit Fabrics

GALAXY: Tula Pink True Colors (main fabrics) True Colors Graywork (background fabrics), and Graywork (fussy-cut motifs) for FreeSpirit Fabrics

Cosmos

Galaxy

SEPARATION *Anxiety*



Atom Red

Lipstick

Tahiti

Pewter

Natural

Navy

Blastoff Blue

Our new **50" Separating Zipper + Extra Slide** is a great addition to your sewing arsenal.

Just like all ByAnnie Handbag Zippers, the 50" Separating Zipper is a YKK #4.5 nylon coil with a wide tape. This makes it easy to install and robust enough for everyday use, yet light & unobtrusive on your projects.

Available in 14 colors, which coordinate with ByAnnie's Lightweight Mesh, Fold-over Elastic, and other Handbag Zippers, you have a wide variety of colors to match with your project.

PLUS, with the included extra slide, you can use any remaining zipper tape for another project.

To make your zipper selection easy, the zipper is compatible with slides/pulls/tape from our other zipper lines including our 24", 30", 40", and Zippers by the Yard.

50" Separating Zipper + Extra Slide
ZIP50 • \$13.95



Parrot Blue

Pumpkin

Apple Green

Turquoise


Black

Dandelion

White

ByAnnie ZIPPERS

High quality from YKK, lightweight, easy to cut and sew through, all while being robust enough for daily use — [ByAnnie zippers](#) come in 5 lengths and 48 vibrant colors to match your project!



Why ByAnnie Zippers?

- Wider zipper tape = Makes installing zippers easier.
- Nylon teeth instead of metal = Allows the zipper to easily flex and bend around curves. It also makes them very easy to sew through. You can cut them with scissors or a rotary cutter and sew right across them with your machine.
- Larger zipper pulls = Lets you get a firm and easy grip, which is handy when you're opening your bag frequently.
- Bigger holes on zipper pulls = Makes it very easy to add a fabric pull to the end, making the zipper even easier to open.

ByAnnie Zipper Options

24" Single-slide Handbag Zipper

Our 24" single-slide zipper has one open end and is great for smaller projects that don't need two slides.

ZIP24 • \$4.95
Available in 48 vibrant colors

30" Double-slide Handbag Zipper

Our 30" double-slide zipper is our most versatile zipper. Use it to make a zipper that opens in both directions or cut it to make two single-slide zippers.

ZIP30 • \$6.95
Available in 48 vibrant colors

40" Double-slide Handbag Zipper

When 30" just isn't enough, you'll appreciate our 40" double-slide zipper. Use it for our Running With Scissors and other popular patterns.

ZIP40 • \$7.95
Available in 32 vibrant colors

Zippers by the Yard

Want maximum flexibility? Make any size zipper up to 144" using the 4 yards of zipper tape and 16 pulls included in this handy package.

ZIPYD • \$24.95
Available in 32 vibrant colors

50" Separating Zippers

This zipper is perfect for coats, garments, specialty bag construction, home decor and anywhere that a separating zipper is needed. An extra slide is included to use with any leftover zipper tape for another project.

ZIP50 • \$13.95
Available in 14 vibrant colors

Curious about colors?

Our [Zipper Color Card](#) can be found inside the back cover of this catalog and is a great help when choosing zippers to match or contrast with your fabrics.



Brights
set of 12



Neutrals
set of 12



Darks
set of 12



Lights
set of 12

SHOP ZIPPERS
ByAnnie.com/zippers



colors TO MATCH

ByAnnie's [Fold-Over Elastic](#) and [Lightweight Mesh Fabric](#) are both available in

14 brilliant colors!

They are simple to sew and elevate the quality and finish of your project. For easy coordination, both products match **ByAnnie zipper colors** of the same name.

ByAnnie's Lightweight Mesh

Our mesh fabric is perfect to use when you want storage visibility without bulk. Use it for pockets on bags, purses, and organizers.

100% polyester and washer & dryer safe, the mesh may also be pressed at medium heat. Our mesh is specially coated to be more stable while still remaining soft and pliable.

Lightweight and a bit stretchy, ByAnnie's mesh is **fabulous in 14 colors**. Mix and match with our fold-over elastic and our handbag zippers.

Available in two useful sizes:
18" x 54" package [SUP209](#)
15 yard x 54" roll [SUP209-15YD](#)

Fold-Over Elastic

This product is ideal for giving a decorative finish to mesh fabric pockets, necklines, wristbands, or the edges of diapers.

Our latex-free 20mm-wide spandex elastic is available in fourteen colors to perfectly match our mesh!

2 yard rolls are "project perfect", while 50 yard rolls are wonderful for custom cutting.

NOTE: There is some shrinkage in all elastic products. We recommend ironing the fold-over elastic on low to medium heat before cutting. Or, cut at least 10% more than needed, especially when using the 50 yard roll.

Available in two formats:
2 yard roll [SUP211-2](#)
50 yard roll [SUP211-50](#)

Annie's 10 FAVORITE NOTIONS



When you invest in the right tool for the job, everything works better. You spend less time struggling and more time creating!

FIND MORE NOTIONS

ByAnnie.com/supplies-and-tools

1. Topstitch needles make clean, even stitches on the thickest of fabrics [SUP111](#)
2. Precisely position and hold pieces in place with ByAnnie's Stiletto & Pressing Tool — it's the secret to beautiful bindings! [SUP207](#)
3. Turn handles faster with the Quick Turn Tube Turning Tool [SUP193](#)
4. Slide strapping into handles smoothly with the Clip 'n Glide Bodkin [SUP216](#)
5. Double-Sided Basting Tape is perfect for holding items that can't easily be pinned [SUP217](#)
6. Cut threads quicker and easier with the Snip-Eze Multi-Use Comfort Snips [SUP196](#)
7. Round corners faster with your rotary cutter and the Circle Ruler Set [SUP208](#)
8. We all need a good seam ripper and this one's my favorite [SUP178](#)
9. Wonder Clips work better than pins to hold thick fabrics/parts in place [SUP166-10](#)
11. ByA Leather Labels add the perfect finishing touch! [SUP215](#)

Pair it with

Foldilocks

Easy foldup wallets in two convenient sizes. Use a Waist Management belt to carry one crossbody or as a waist bag.



Finished sizes:

Small: 5"H x 8"W x 1"D

Large: 6"H x 9½"W x 1½"D

[PBA316](#) pattern • \$14.95

Fabric used: *Winding Road* by Natalie Barnes of Beyond the Reef for Windham Fabrics

Waist Management Straight Belt used as cross-body strap

Waist Management

Make a straight or tapered belt

The classy **STRAIGHT** belt features two fabrics, both of which are visible on the front.



Perfect for those who like a wider belt, the **TAPERED** belt measures 1½" wide in the back and sides, transitioning to 1" wide in the center of the front.

- Choose fabrics from your favorite designer to make a fun fashion statement
- Straight and tapered styles in a variety of sizes
- Quick, easy, and great for gifts!

Finished sizes:

Straight: 1" wide to fit waists measuring 22" to 54"

Tapered: 1" to 1½" wide to fit waists measuring 30" to 54"

[PBA322](#) pattern • \$14.95

Fabric used: *Kaffe Fassett Collective February 2026* (on model) and *Legendary* by Tula Pink for FreeSpirit Fabrics (below)

MAKE YOUR OWN belt

Take control of your style! Add personality and comfort to any outfit with a custom belt.

Tapered Belt

Straight Belt

Hardware

THE BEST WAY TO FUNCTIONALLY EMBELLISH



Our all-metal hardware is available in three finishes (Antique Brass, Black Metal, Nickel) and two sizes (1" and 1½").

These metal hardware pieces are forged to provide extra-smooth edges and a highly finished look. They now also feature our ByA symbol emblazoned on both sides.

A perfect fit!

Not sure what size hardware to pair with which size of our polypro strapping? It's easy!

1" hardware works best with 1" strapping and the 1½" hardware is a perfect fit with 1½" strapping.

Which color hardware should I choose?

As you can see on the straps shown at right, different colors of hardware can give a different look or feel depending on the fabric you're pairing it with.

We recommend using Antique Brass with warmer-colored fabrics, Black Metal for a modern or more classic look, and Nickel with cooler-colored fabrics.

At the end of the day, it comes down to preference. It's YOUR project. . . YOU make the rules!



SHOP HARDWARE

ByAnnie.com/hardware

SHOP STRAPPING

ByAnnie.com/strapping

Strapping

Come to grips with durability!

ByAnnie's polypro strapping is durable, long-lasting, and great for handles and straps on bags, purses, and more. Available in both 1" and 1½" sizes, it fits beautifully into our hardware.

Available in black and white, we recommend covering the strapping with a coordinating fabric to give a truly custom look to your project.

All relevant ByAnnie patterns include instructions explaining how to accomplish this in an efficient manner.

1"-wide Strapping

3 yard package

[SUP164-1-3YD](#)

6 yard package

[SUP164-1-6YD](#)

50 yard roll

[SUP164-1-50](#)

1½"-wide Strapping

3 yard package

[SUP164-1.5-3YD](#)

6 yard package

[SUP164-1.5-6YD](#)

50 yard roll

[SUP164-1.5-50](#)



Each strapping option is available in Black or White.

Metal Strap Adjuster

Strapping enclosed by fabric on a finished bag

Soft and **STABLE**[®]
... For Bags and Beyond!

WHY SETTLE FOR floppy?

ByAnnie's Soft and Stable[®] provides body and stability to help your projects stand up and hold their shape.

The original sew-in foam stabilizer, ByAnnie's Soft and Stable[®] is great for purses, bags, placemats, table runners, and more. Easy to sew, it is lightweight yet maintains its shape and gives a professional finish to your project.

You'll make projects that everyone will think you bought!



Fabric pictured:
One Mile Radiant by Anna
Maria's Conservatory for
FreeSpirit Fabrics

Project Pack

Four 13½" x 18½" (34,5cm x 47cm)

These four pieces of Soft and Stable[®] are perfectly sized for placemats and even come with a free placemat pattern!

Color options:

Black **SS10PP** • \$15.95
White **SS20PP** • \$15.95

Cherrywood Special

21½" x 21½"

Use our special cut to stabilize your art quilt. Your designs will pop!

White **SS20CW** • \$11.95

½ yard package

18" x 58" (45,7cm x 147cm)

This piece of Soft and Stable[®] is enough to make small- and medium-sized projects. At 58" wide, this package gives you a lot to use!

Color options:

Black **SS1018** • \$14.95
White **SS2018** • \$14.95

1 yard package

36" x 58" (91,5cm x 147cm)

This larger piece of Soft and Stable[®] is used for medium-sized projects or multiple small projects. Steam Soft and Stable[®] to remove any creases or folds.

Color options:

Black **SS1036** • \$23.95
White **SS2036** • \$23.95

2 yard package

72" x 58" (183cm x 147cm)

This piece of Soft and Stable[®] will make most any ByAnnie.com patterns and then some. Save money with this large piece.

Color options:

Black **SS1072** • \$44.95
White **SS2072** • \$44.95

15 yard roll

15 yd (540") x 58" (13,71m x 1,47m)

If you are a store, a longarm quilter, an industry professional, or simply as obsessed about making bags as we are, the 15 yard roll of Soft and Stable[®] is for you.

Color options:

Black **SS1015** • \$300.00
White **SS2015** • \$300.00

Monthly Photo Contest

by **annie.com**

Each month we award over \$150 in ByAnnie coupon prizes to winners in our Monthly Photo Contest. For a chance to win in one of our five categories, submit any project you've made using ByAnnie patterns or ByAnnie's Soft and Stable[®] at ByAnnie.com/photo-contest.

ByAnnie Top-Voted Award

One participant will be selected to receive a \$50 coupon to be used at ByAnnie.com.

For this award, the in-house ByAnnie team votes on all the photos submitted throughout the month!



Maker: Kasandra R
ByAnnie Top-Voted Award

Quilt Shop Highlight Award*

Participants (stores ONLY; must have a wholesale account) will be selected to receive a \$50 coupon to be used at ByAnnie.com.


*This category is unique: stores who submit in one month also have a chance in winning during the following months, without resubmitting. We like to celebrate local quilt shops year-round!



Maker: Nancy Z
Quilt Shop Highlight Award

Honorable Mention

One to three participants will be selected to receive a \$15 coupon to be used at ByAnnie.com.



Maker: Courtney M
Honorable Mention

Quilting Elissa's Level-Up Award

Selected participants receive a \$50 coupon to be used at ByAnnie.com.



Maker: Deborah K
Quilting Elissa's Level-Up Award

Storyteller Award

One participant will be selected to receive a \$50 coupon to be used at ByAnnie.com.



Maker: Margo S
Storyteller Award



Maker: Andie T
SewPink Award

SewPink Award

Selected participants receive a \$50 coupon to be used at ByAnnie.com.

Find a full list of Rules and Submission Guidelines at:
ByAnnie.com/photo-contest

WIN
\$50
BYANNIE
COUPON

ByAnnie BASICS

New to ByAnnie? Work your way through these simple free patterns to learn all the skills you need to MAKE IT BIG!



JOIN the course and **WATCH** the Add-on Video™ **LEARN** all the basics.
ByAnnie.com/ByAnnie-Basics

Start small

We want you to be successful when you take on your first big ByAnnie project, so we've compiled four handy 'starter' patterns to help you master the skills you need to succeed.

Each of these four patterns come with a comprehensive Add-on Video™ so you can sew with Annie, start to finish. When you're finished, you'll have a functional project that you can use to store a variety of items or that you can give as a creative gift!

Get your **FREE** ByAnnie Basics Course + patterns here:



Easy Does It

You will love the usefulness of this project. The handy zippered bag with attached handles will store and carry all your essentials — or make a quick and easy gift!

Easy Does It includes step-by-step instructions along with a thorough Add-on Video™ tutorial to help you all the way!

What to expect:

- Quilt fabric to Soft and Stable
- Attach zipper to quilted zipper strips
- Accomplish a bulk-free binding on the zipper/side strip seam
- Join pieces and bind raw edges on a 3-dimensional bag

TIP: This pattern is a perfect way to learn many of the basic techniques used to make larger ByAnnie bags.

Finished size: 6"H x 9"W x 4¼"D

PBA285 • online ByAnnie Basics course + pattern • **FREE**

Fabric used: Century Solids from Andover Fabrics



Get the **FREE** Awareness Ribbon foundation paper piecing pattern from Sewfinitly.com.

Petit Four Baskets

Not only are these adorable baskets ideal for storing treasures and giving as gifts, they are a great project for a new sewist.

Use these baskets to organize a desktop, tuck away folded fat quarters for display, or hold smaller notions and tools near your sewing machine.

Fast, easy to make, and you'll find lots of help in the accompanying Add-on Video™ tutorial!

Finished size: 2½"H x 5"W x 4"D

PBA271 • online ByAnnie Basics course + pattern • **FREE**

Fabric used: Century Solids from Andover Fabrics



Call Me

Keep the essentials handy in this lightweight bag. It's the perfect on-the-go errand bag! The Add-on Video™ tutorial includes many helpful tips for working with vinyl, mesh, fold-over elastic, zippers, custom bindings, and more. Don't miss it!

What to expect:

- Attach a zipper to a quilted fabric pocket
- Work with vinyl, mesh, and fold-over elastic
- Make custom bias binding to bind edges and create a strap

TIP: This project is a great way to reduce your stash or test new fabric combinations. Use up bits and pieces left over from previous projects.

Finished size: 7¼"H x 4¾"W

PBA288 • online ByAnnie Basics course + pattern • **FREE**

Fabric used: Century Solids from Andover Fabrics

Piecekeeper

Store and carry all your project pieces or supplies in this handy zippered bag with attached handle. Use this bag to carry fabrics, tools, puzzles, games, and more!

What to expect:

- Experience sewing with Soft and Stable
- Attach a zipper to a mesh pocket
- Prepare simple folded handles using interfacing
- Bind rounded edges on a flat project

TIP: Use one 13" x 18" rectangle of Soft and Stable and three fat quarters in coordinating prints/colors plus a bit of mesh, interfacing, and a zipper to make this handy bag.

Finished size: 11"H x 16"W

PBA281 • online ByAnnie Basics course + pattern • **FREE**

Fabric used: Century Solids from Andover Fabrics



+ BEYOND

#SewPINK Cancer Awareness

The mission of #SewPINK, ByAnnie's Cancer Awareness initiative, is to raise awareness, promote screenings, foster community, and support cancer research. While October shines a spotlight on breast cancer awareness, our commitment extends throughout the year.

Join us in learning, inspiring, and giving generously. Get a **FREE** Add-On Video™ and pattern for Bosom Buddy, a soft, comfortable cushion that attaches to seat belts.

PBA290 • online course + pattern • **FREE**

Fabric used: 24/7 Solids from Hoffman California Fabrics

2026 winners of the LOCAL QUILT SHOP CONTEST

Shopping local is the best way to support your community!

The Local Quilt Shop Contest was created to highlight the efforts of local quilt shops and provide the general public an opportunity to show their appreciation. By supporting local quilt shops, we are building community, maintaining centers for inspiration, and enriching our local economies. ByAnnie.com and the sponsors are dedicated to local quilt shops and their diverse sewing communities. Read our special website for great content, blogs, and more at LQSContest.com.

Regional Prizes - USA

Alabama: Sew Charming Quilt Shop, SewCharmingQuiltShop.com - Clanton, AL (Hall of Fame - 2025 Grand Prize winner)

Alaska: Stitch'n Time, StitchnTimeAK.com - Palmer, AK

Arkansas: The Hartzell Homestead Creative Mercantile & Quilt Shop, TheHartzellHomestead.com - Dover, AR

Arizona: The Prickly Pear Paradise Quilts, PricklyPearParadiseQuilts.com - Goodyear, AZ

California: Old Town Quilt Shop, OldTownQuiltShopOrcutt.com - Orcutt, CA

Colorado: Hi Fashion Sewing, HiFashionGJ.com - Grand Junction, CO

Connecticut: Cotton Candy Fabrics and Quilts, CottonCandyFabrics.com - Brookfield, CT

Delaware: Hayes Sewing Machine Co, TrevHayes.com - Wilmington, DE

Florida: Farm Girl Quilting, FarmGirlQuilting.com - Fort Meade, FL (2026 Grand Prize winner)

Georgia: Scrappy Rooster Quilts, ScrappyRoosterQuilts.com - Saint Marys, GA

Hawaii: Vicky's Fabric Shop, ScrappyRoosterQuilts.com - Kapaa, HI

Iowa: Mended Hearts Quilting and Boutique, MendedHeartsQuilting.com - Ellsworth, IA

Idaho: JK Quilts, JKQuilts.com - Meridian, ID

Illinois: Sew Modern Chicago, SewModernChicago.com - Arlington Heights, IL

Indiana: The Quilted Bee, LLC, TheQuiltedBee21.com - Monticello, IN

Kansas: Sew In 2 Quilts, Sewin2Quilts.com - Hutchinson, KS

Kentucky: Busy Lady Quilt Shop, BusyLadyQuiltShop.com - Mt. Washington, KY

Louisiana: Flowers 2 Fabric, Flowers2Fabric.com - Sulphur, LA

Maine: Seams Sew Perfect, SSPerfect.com - Madison, ME

Maryland: CottonWood LLC, CottonWoodinthePark.com - Severna Park, MD

Massachusetts: Top Stitch Fabric, Facebook.com/p/Top-Stitch-Fabric-61580624198609 - Hanover, MA

Michigan: Seven Sisters Quilt Shop, SevenSistersQuiltShop.com - Carson City, MI

Minnesota: The Old Creamery Quilt Shop, OldCreameryQuiltShop.com - Randall, MN

Mississippi: Block Therapy Quilt Shop & Sewing Center, BlockTherapyQuiltShop.com - Gautier, MS

Missouri: The Quilted Cow (Raymore), TheQuiltedCowRaymore.com - Raymore, MO

Montana: Be Lazy Quilting and Retreat, BeLazyQuilting.com - Three Forks, MT

North Carolina: Cary Quilting Company, CaryQuilting.com - Cary, NC

North Dakota: Rae-Bon Sew & Quilt Shop, Rae-Bon.com - Fargo, ND

Nebraska: ACME Fabric & Quilt Co, AcmeFabric.com - Blair, NE

Nevada: Silver State Stitch Shop, SilverStateStitchShop.com - Boulder City, NV

New Hampshire: Frank's Fabrics & Crafts, FranksBargainCenter.com - Charlestown, NH

New Jersey: Urban Sewciety, UrbanSewciety.com - Westfield, NJ

New Mexico: A Quilting Stitchuation, AQuiltingStitchuation.shop - Alto, NM

New York: Calico Gals, CalicoGals.com - Syracuse, NY

Ohio: The Quilting Bea, TheQuiltingBea.com - Massillon, OH

Oklahoma: The Quilt Lady, TheQuiltLady.com - Kingfisher, OK

Oregon: Sunshine Quilt Shoppe, SunshineQuiltShoppe.com - Medford, OR

Pennsylvania: The Old Country Store, TheOldCountryStore.com - Intercourse, PA (Hall of Fame - 2020 Grand Prize winner)

Rhode Island: Blackstone Quilting Co, BlackstoneQuiltingCo.com - Lincoln, RI

South Carolina: SewEndipitous, Sewendipitous.com - Rock Hill, SC (Hall of Fame - 2024 Grand Prize winner)

South Dakota: The Farmer's Daughter, TheFarmersDaughterSD.com - Hill City, SD

Tennessee: Mountain Creek Quilt Shop, MountainCreekQuilters.com - Alcoa, TN

Texas: Stitched in Schertz, StitchedInSchertz.com - Schertz, TX

Utah: Fab Fabrics, FabFabrics.com - St. George, UT

Virginia: Fork Mtn Quilting, ForkMtnQuilting.com - Rocky Mount, VA

Vermont: Vermont Quilter's Schoolhouse, VTQuiltersSchoolhouse.com - Troy, VT

Washington: The Quilting Bee, QuiltingBeeSpokane.com - Spokane Valley, WA

2026 Grand Prize Winners

Farm Girl Quilting, FarmGirlQuilting.com - Fort Meade, FL, USA
 East Coast Quilt Co, EastCoastQuiltCo.com - St. John's, NL, CAN
 Bugweed's, BugweedsGroup.co.uk - York, UK

The Quirky Quilting Co., QuirkyQuiltingCo.com.au - Springwood, QLD, AUS

Three Creative Hub Prizes

Loving Stitches, LovingStitches.net - Fayetteville, NC, USA
 Out of Hand Quilting & Fabrics, OutOfHandQuilting.com - Calgary, AL, CAN

Quilted Elephant Studio, QuiltedElephantStudio.com - Elizabethtown, KY, USA

West Virginia: Boxer Craft House, BoxerCraftHouse.com - Ranson, WV

Wisconsin: River's Edge Antiques & Quilt Loft, ShopRiversEdge.com - Hayward, WI

Wyoming: Sewing Center of Cheyenne, SewCenter.com - Cheyenne, WY

Regional Prizes - Canada

Alberta: Along Came Quilting, AlongCameQuilting.com - Calgary, AL

British Columbia: Black Rabbit Fabrics, BlackRabbitFabric.com - Penticton, BC (Hall of Fame - 2025 Grand Prize winner)

New Brunswick: The Fabric Cupboard, TheFabricCupboard.com - Moncton, NB

Newfoundland & Labrador: East Coast Quilt Co, EastCoastQuiltCo.com - St. John's, NL (2026 Grand Prize winner)

Nova Scotia: Oh Sew Savvy, Facebook.com/p/Oh-Sew-Savvy-100083571002418 - Oxford, NS

Ontario: Soft Impressions Quilt Shoppe, SoftImpressions.ca - Tilbury, ON

Prince Edward Island: Quilting B & More, QuiltingB.ca - Charlottetown, PE

Quebec: Craft de Ville, CraftdeVille.com - Montreal, QB

Saskatchewan: Peachtree Quilt Shop, NorthgateSewing.com - Regina, SK



LQS Winners Blog

With over 60 winners worldwide, including one in each US state and Canadian province, we have regular content and updates to share with you.

Read about interesting shops worldwide and find those that inspire you. From there, it is time to travel! Read the Blog: LQSContest.com/winners



Regional Prizes - International

Last year we increased the minimum votes required to win a prize to 50 votes. This made for some exciting races but also reduced our total number of awards as many countries did not reach the threshold.

Please help the stores in your country receive 50 votes next year so they can win an award!

We had winners in several countries in 2026! Each are listed below with their country listed and website linked.

Australia: Kaela's Patch, KaelasPatch.com.au - Woodend, Australia (2024 Grand Prize winner)

Germany: Quiltzauberei, Quiltzauberei.de - Dinslaken, Germany

Netherlands: Quiltwinkel Margreet Otto, MargreetOtto.com - Lochem, Netherlands

New Zealand: Naki Threads, NakiThreads.co.nz - Normanby, New Zealand

United Kingdom: Bugweed's, BugweedsGroup.co.uk - York, UK (2026 Grand Prize winner)

Worldwide Map

From the contest we've compiled a map of local quilt shops worldwide for you to browse and enjoy.

Use the map to plan a trip or to find new stores near you! Hosted in Google Maps, you can export it to your own maps, use it to find directions, and more.

Submit your photos: LQSContest.com/map


Next Contest: January 23 to February 28, 2027

ByAnnie's annual Local Quilt Shop Contest starts on Local Quilt Shop Day and runs until the end of February.

During the contest we ask you, the customer, to show your love for your local stores by voting and telling us what makes them special.

We provide prizes for the top-voted shops, share all of your comments, and work to keep the local crafting industry strong and vibrant.

GREAT WAYS TO *connect & learn*



SUBSCRIBE to our Email List

Our email list is the perfect way to stay informed about our activities and exploits. You'll be the first to hear about our newest products, our best techniques, and our latest videos.

It's also the best way to learn about sales and discounts!

Subscribe to our email list today: ByAnnie.com/email-list

SUPPORT AND FIND your local quilt shop!

The Local Quilt Shop Contest was created to highlight the efforts of local quilt shops and provide an opportunity for the general public to show their appreciation.

By supporting local quilt shops, we are building community, maintaining centers for inspiration, and enriching our local economies.

Check out our map of stores and blogs about winners on our dedicated website: LQSContest.com



FOLLOW ALONG on our Social Media!

If you love being inspired by other makers like yourself or seeing what Annie is up to, you'll enjoy following us on social media.

Instagram/Pinterest/Facebook: [@PatternsByAnnie](https://www.instagram.com/PatternsByAnnie)

YouTube: [YouTube.com/@patternsbyannie](https://www.youtube.com/@patternsbyannie)

JOIN US LIVE with Annie!

Sit back, relax, and learn!

ByAnnie.com offers a wide range of tutorials + live videos on products, sewing techniques, and tools.

You can find these videos by visiting us at: ByAnnie.com/live



ByAnnie COLOR CARD

This color card represents the full spectrum of colors available to you for our Handbag Zippers, Lightweight Mesh Fabric, and Fold-Over Elastic. *Note: Printed colors are an approximation of real colors.*

KEY

All colors are available in 24" single-slide and 30" double-slide zippers.

* Colors also available in 40" double-slide zippers and Zippers by the Yard

° Colors only available in Zippers by the Yard

▣ Colors available in separating zippers, fold-over elastic, and lightweight mesh



NEW! 50" Separating Zippers

This new zipper option is perfect for coats, garments, specialty bag construction, home decor, and anywhere that a separating zipper is needed. This is a YKK #4.5 nylon coil Right Insert (Open Right) zipper with a wide tape. This makes it easy to install, robust enough for everyday use, and yet unobtrusive on your projects.

Available in 14 colors▣, with an extra slide so you can use any remaining zipper tape for another project to match your outfit.

100 White*▣	140 Seal Brown*	195 Dandelion*▣	210 Twilight	235 Navy*▣	258 Wild Plum*
102 Ivory*	145 Sable*	196 Butter Cream	212 Turquoise*▣	240 Eggplant*	260 Atom Red*▣
105 Black*▣	150 Sage	198 Chartreuse*	213 Robin's Egg*	245 Tahiti*▣	265 Hot Red*
110 Pewter*▣	152 Taupe	200 Apple Green*▣	214 Parrot Blue*▣	247 Dusty Rose	270 Cranberry
115 Gunmetal*	160 Khaki	201 Light Mint	215 Blastoff Blue*▣	249 Pale Pink	280 Redwood
120 Slate Gray*	170 Golden Brown	203 Jewel Green	220 Country Blue*	250 Lipstick*▣	285 Tangerine*
130 Natural*▣	180 Gold	204 Emerald*	225 Cobalt*	252 Raspberry*	287 Pumpkin*▣
135 Rock Slide	190 Buttercup*	205 Hemlock	230 Union Blue	255 Crazy Plum*	290 Papaya*

LIMITED EDITION ZIPPER COLORS

Available only in Zippers by the Yard.

001 Coral°	002 Lilac°	003 Olive°	004 Orchid°
------------	------------	------------	-------------

Happy stitching!



Stitcher's Suitcase
PBA319 pattern • \$14.95

Feathered Friends
PBA320 pattern • \$14.95

Fabrics used:

Back left: *PUNC*T* by e bond for FreeSpirit Fabrics

Back right and front: *Floral Reef* by Tula Pink for FreeSpirit Fabrics

Follow & Share

@PatternsByAnnie



#PatternsByAnnie
#SoftAndStable

